

Group Detail Report: Preschool



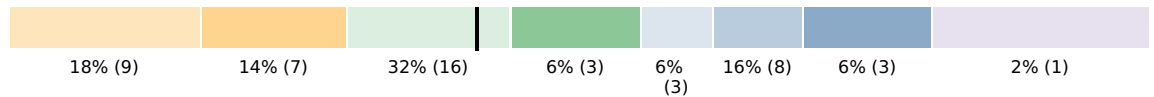
50 children were selected for this cohort. The report will show all measure ratings for the selected group within the current year (to date). Not all children may be rated in all rating periods.

State: **California** Agency: **Inyo County Office of Education** Site(s): **Bishop Indian Headstart** Cohort Rating Period: **Fall 2020** Cohort Classroom(s): **Classroom #1 Paula/ Virginia, Classroom #3 Dayle/ Eileen, Classroom #4 Annette/ Tashina, Classroom #2 Virtual 3's, Classroom #2 Virtual 4's**

Subgroup(s): **None**

Approaches to Learning-Self-Regulation

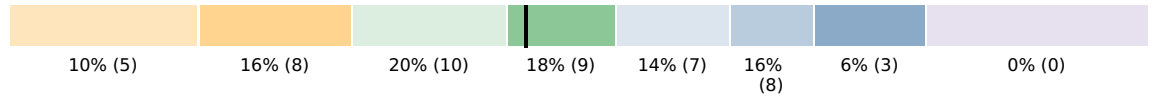
Fall 2020
(n = 50)



| | Not Rated | Responding Earlier | Responding Later | Exploring Earlier | Exploring Middle | Exploring Later | Building Earlier | Building Middle | Building Later | Integrating Earlier |
|---|-----------|--------------------|------------------|-------------------|------------------|-----------------|------------------|-----------------|----------------|---------------------|
| ATL-REG 1 Attention Maintenance | 0% (0) | 0% (0) | 0% (0) | 0% (0) | 0% (0) | 0% (0) | 0% (0) | 0% (0) | 0% (0) | 0% (0) |
| ATL-REG 2 Self-Comforting | 0% (0) | 0% (0) | 0% (0) | 0% (0) | 0% (0) | 0% (0) | 0% (0) | 0% (0) | 0% (0) | 0% (0) |
| ATL-REG 3 Imitation | 0% (0) | 0% (0) | 0% (0) | 0% (0) | 0% (0) | 0% (0) | 0% (0) | 0% (0) | 0% (0) | 0% (0) |
| ATL-REG 4 Curiosity and Initiative in Learning | 0% (0) | 14% (7) | 18% (9) | 6% (3) | 0% (0) | 34% (17) | 2% (1) | 16% (8) | 10% (5) | 0% (0) |
| ATL-REG 5 Self-Control of Feelings and Behavior | 0% (0) | 24% (12) | 12% (6) | 12% (6) | 0% (0) | 22% (11) | 10% (5) | 12% (6) | 6% (3) | 2% (1) |
| ATL-REG 6 Engagement and Persistence | 0% (0) | 0% (0) | 0% (0) | 40% (20) | 0% (0) | 24% (12) | 12% (6) | 18% (9) | 4% (2) | 2% (1) |
| ATL-REG 7 Shared Use of Space and Materials | 0% (0) | 0% (0) | 0% (0) | 50% (25) | 0% (0) | 18% (9) | 12% (6) | 8% (4) | 10% (5) | 2% (1) |

Social and Emotional Development

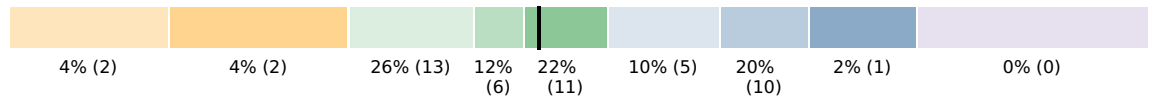
Fall 2020
(n = 50)



| | Not Rated | Responding Earlier | Responding Later | Exploring Earlier | Exploring Middle | Exploring Later | Building Earlier | Building Middle | Building Later | Integrating Earlier |
|---|-----------|--------------------|------------------|-------------------|------------------|-----------------|------------------|-----------------|----------------|---------------------|
| SED 1 Identity of Self in Relation to Others | 0% (0) | 18% (9) | 4% (2) | 6% (3) | 0% (0) | 44% (22) | 12% (6) | 12% (6) | 4% (2) | 0% (0) |
| SED 2 Social and Emotional Understanding | 0% (0) | 18% (9) | 12% (6) | 26% (13) | 0% (0) | 16% (8) | 10% (5) | 14% (7) | 4% (2) | 0% (0) |
| SED 3 Relationships and Social Interactions with Familiar Adults | 0% (0) | 16% (8) | 4% (2) | 8% (4) | 0% (0) | 36% (18) | 10% (5) | 14% (7) | 10% (5) | 2% (1) |
| SED 4 Relationships and Social Interactions with Peers | 0% (0) | 12% (6) | 20% (10) | 4% (2) | 0% (0) | 28% (14) | 14% (7) | 12% (6) | 10% (5) | 0% (0) |
| SED 5 Symbolic and Sociodramatic Play | 2% (1) | 16% (8) | 8% (4) | 14% (7) | 0% (0) | 26% (13) | 12% (6) | 18% (9) | 4% (2) | 0% (0) |

Language and Literacy Development

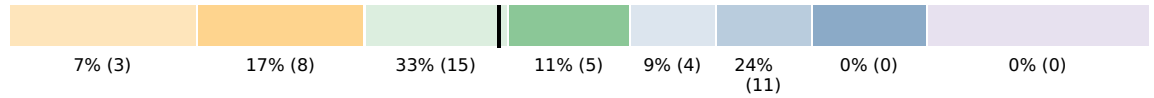
Fall 2020
(n = 50)



| | Not Rated | Responding Earlier | Responding Later | Exploring Earlier | Exploring Middle | Exploring Later | Building Earlier | Building Middle | Building Later | Integrating Earlier |
|---|-----------|--------------------|------------------|-------------------|------------------|-----------------|------------------|-----------------|----------------|---------------------|
| LLD 1 Understanding of Language (Receptive) | 0% (0) | 16% (8) | 20% (10) | 2% (1) | 0% (0) | 30% (15) | 12% (6) | 14% (7) | 6% (3) | 0% (0) |
| LLD 2 Responsiveness to Language | 0% (0) | 12% (6) | 22% (11) | 6% (3) | 0% (0) | 26% (13) | 14% (7) | 8% (4) | 10% (5) | 2% (1) |
| LLD 3 Communication and Use of Language (Expressive) | 0% (0) | 6% (3) | 12% (6) | 6% (3) | 12% (6) | 32% (16) | 10% (5) | 10% (5) | 12% (6) | 0% (0) |
| LLD 4 Reciprocal Communication and Conversation | 0% (0) | 4% (2) | 10% (5) | 8% (4) | 30% (15) | 18% (9) | 10% (5) | 14% (7) | 6% (3) | 0% (0) |
| LLD 5 Interest in Literacy | 0% (0) | 10% (5) | 6% (3) | 8% (4) | 0% (0) | 44% (22) | 16% (8) | 12% (6) | 4% (2) | 0% (0) |
| LLD 6 Comprehension of Age-Appropriate Text | 0% (0) | 0% (0) | 0% (0) | 0% (0) | 36% (18) | 40% (20) | 4% (2) | 16% (8) | 2% (1) | 0% (0) |
| LLD 7 Concepts About Print | 0% (0) | 0% (0) | 0% (0) | 0% (0) | 30% (15) | 38% (19) | 12% (6) | 18% (9) | 2% (1) | 0% (0) |
| LLD 8 Phonological Awareness | 0% (0) | 0% (0) | 0% (0) | 0% (0) | 24% (12) | 46% (23) | 14% (7) | 14% (7) | 2% (1) | 0% (0) |
| LLD 9 Letter and Word Knowledge | 0% (0) | 0% (0) | 0% (0) | 0% (0) | 28% (14) | 38% (19) | 14% (7) | 16% (8) | 2% (1) | 0% (0) |
| LLD 10 Emergent Writing | 0% (0) | 0% (0) | 0% (0) | 0% (0) | 26% (13) | 44% (22) | 12% (6) | 10% (5) | 6% (3) | 2% (1) |

Cognition, Including Math and Science

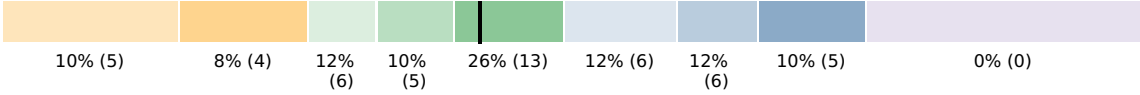
Fall 2020
(n = 46)



| | Not Rated | Responding Earlier | Responding Later | Exploring Earlier | Exploring Middle | Exploring Later | Building Earlier | Building Middle | Building Later | Integrating Earlier |
|--|-----------|--------------------|------------------|-------------------|------------------|-----------------|------------------|-----------------|----------------|---------------------|
| COG 1 Spatial Relationships | 0% (0) | 0% (0) | 0% (0) | 0% (0) | 0% (0) | 0% (0) | 0% (0) | 0% (0) | 0% (0) | 0% (0) |
| COG 2 Classification | 2% (1) | 26% (13) | 20% (10) | 16% (8) | 0% (0) | 22% (11) | 6% (3) | 8% (4) | 0% (0) | 0% (0) |
| COG 3 Number Sense of Quantity | 2% (1) | 16% (8) | 10% (5) | 10% (5) | 0% (0) | 42% (21) | 12% (6) | 6% (3) | 2% (1) | 0% (0) |
| COG 4 Number Sense of Math Operations | 0% (0) | 0% (0) | 0% (0) | 28% (14) | 0% (0) | 38% (19) | 14% (7) | 6% (3) | 0% (0) | 0% (0) |
| COG 5 Measurement | 0% (0) | 0% (0) | 0% (0) | 36% (18) | 0% (0) | 20% (10) | 12% (6) | 18% (9) | 4% (2) | 0% (0) |
| COG 6 Patterning | 0% (0) | 0% (0) | 0% (0) | 32% (16) | 0% (0) | 28% (14) | 6% (3) | 6% (3) | 18% (9) | 4% (2) |
| COG 7 Shapes | 0% (0) | 0% (0) | 0% (0) | 40% (20) | 0% (0) | 20% (10) | 6% (3) | 22% (11) | 4% (2) | 0% (0) |
| COG 8 Cause and Effect | 2% (1) | 34% (17) | 10% (5) | 12% (6) | 0% (0) | 8% (4) | 12% (6) | 20% (10) | 2% (1) | 0% (0) |
| COG 9 Inquiry Through Observation and Investigation | 2% (1) | 22% (11) | 2% (1) | 16% (8) | 0% (0) | 32% (16) | 4% (2) | 16% (8) | 6% (3) | 0% (0) |
| COG 10 Documentation and Communication of Inquiry | 0% (0) | 0% (0) | 0% (0) | 32% (16) | 0% (0) | 38% (19) | 6% (3) | 14% (7) | 8% (4) | 0% (0) |
| COG 11 Knowledge of the Natural World | 2% (1) | 14% (7) | 6% (3) | 36% (18) | 0% (0) | 16% (8) | 2% (1) | 24% (12) | 0% (0) | 0% (0) |


Physical Development-Health

Fall 2020
(n = 50)

| |  | | | | | | | | | |
|--|--|--------------------|------------------|-------------------|------------------|-----------------|------------------|-----------------|----------------|---------------------|
| | Not Rated | Responding Earlier | Responding Later | Exploring Earlier | Exploring Middle | Exploring Later | Building Earlier | Building Middle | Building Later | Integrating Earlier |
| PD-HLTH 1 Perceptual-Motor Skills and Movement Concepts | 0% (0) | 18% (9) | 18% (9) | 8% (4) | 0% (0) | 26% (13) | 4% (2) | 14% (7) | 12% (6) | 0% (0) |
| PD-HLTH 2 Gross Locomotor Movement Skills | 0% (0) | 12% (6) | 10% (5) | 12% (6) | 14% (7) | 16% (8) | 12% (6) | 14% (7) | 10% (5) | 0% (0) |
| PD-HLTH 3 Gross Motor Manipulative Skills | 0% (0) | 10% (5) | 6% (3) | 14% (7) | 20% (10) | 18% (9) | 10% (5) | 16% (8) | 6% (3) | 0% (0) |
| PD-HLTH 4 Fine Motor Manipulative Skills | 0% (0) | 16% (8) | 14% (7) | 6% (3) | 0% (0) | 30% (15) | 2% (1) | 28% (14) | 4% (2) | 0% (0) |
| PD-HLTH 5 Safety | 0% (0) | 14% (7) | 10% (5) | 4% (2) | 0% (0) | 36% (18) | 10% (5) | 12% (6) | 14% (7) | 0% (0) |
| PD-HLTH 6 Personal Care Routines: Hygiene | 0% (0) | 18% (9) | 6% (3) | 4% (2) | 0% (0) | 38% (19) | 4% (2) | 8% (4) | 10% (5) | 12% (6) |
| PD-HLTH 7 Personal Care Routines: Feeding | 0% (0) | 0% (0) | 0% (0) | 0% (0) | 0% (0) | 0% (0) | 0% (0) | 0% (0) | 0% (0) | 0% (0) |
| PD-HLTH 8 Personal Care Routines: Dressing | 0% (0) | 0% (0) | 0% (0) | 0% (0) | 0% (0) | 0% (0) | 0% (0) | 0% (0) | 0% (0) | 0% (0) |
| PD-HLTH 9 Active Physical Play | 0% (0) | 0% (0) | 0% (0) | 0% (0) | 26% (13) | 40% (20) | 8% (4) | 16% (8) | 10% (5) | 0% (0) |
| PD-HLTH 10 Nutrition | 0% (0) | 0% (0) | 0% (0) | 0% (0) | 18% (9) | 58% (29) | 2% (1) | 10% (5) | 12% (6) | 0% (0) |

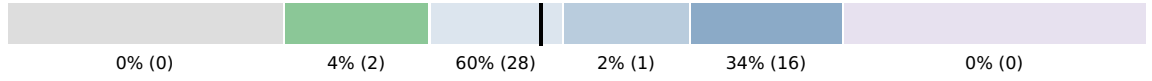
History-Social Science

Fall 2020
(n = 47)

| |  | | | | | | | | | |
|--|--|--------------------|------------------|-------------------|------------------|-----------------|------------------|-----------------|----------------|---------------------|
| | Not Rated | Responding Earlier | Responding Later | Exploring Earlier | Exploring Middle | Exploring Later | Building Earlier | Building Middle | Building Later | Integrating Earlier |
| HSS 1 Sense of Time | 0% (0) | 0% (0) | 0% (0) | 0% (0) | 36% (18) | 32% (16) | 16% (8) | 8% (4) | 0% (0) | 0% (0) |
| HSS 2 Sense of Place | 0% (0) | 0% (0) | 0% (0) | 0% (0) | 24% (12) | 58% (29) | 0% (0) | 16% (8) | 2% (1) | 0% (0) |
| HSS 3 Ecology | 0% (0) | 0% (0) | 0% (0) | 0% (0) | 28% (14) | 40% (20) | 8% (4) | 14% (7) | 8% (4) | 0% (0) |
| HSS 4 Conflict Negotiation | 6% (3) | 0% (0) | 0% (0) | 0% (0) | 20% (10) | 42% (21) | 2% (1) | 10% (5) | 14% (7) | 0% (0) |
| HSS 5 Responsible Conduct as a Group Member | 0% (0) | 0% (0) | 0% (0) | 0% (0) | 32% (16) | 30% (15) | 10% (5) | 14% (7) | 8% (4) | 0% (0) |

Visual and Performing Arts

Fall 2020
(n = 47)



| | Not Rated | Responding Earlier | Responding Later | Exploring Earlier | Exploring Middle | Exploring Later | Building Earlier | Building Middle | Building Later | Integrating Earlier |
|---------------------|-----------|--------------------|------------------|-------------------|------------------|-----------------|------------------|-----------------|----------------|---------------------|
| VPA 1 Visual Art | 0% (0) | 0% (0) | 0% (0) | 0% (0) | 22% (11) | 40% (20) | 20% (10) | 14% (7) | 0% (0) | 0% (0) |
| VPA 2 Music | 0% (0) | 0% (0) | 0% (0) | 0% (0) | 30% (15) | 36% (18) | 6% (3) | 28% (14) | 0% (0) | 0% (0) |
| VPA 3 Drama | 0% (0) | 0% (0) | 0% (0) | 0% (0) | 8% (4) | 54% (27) | 6% (3) | 26% (13) | 2% (1) | 0% (0) |
| VPA 4 Dance | 0% (0) | 0% (0) | 0% (0) | 0% (0) | 14% (7) | 52% (26) | 2% (1) | 22% (11) | 10% (5) | 0% (0) |